

2025



AVALON

The Art of the Pontoon





AVALON

The Art of the Pontoon



MALON

TABLE OF CONTENTS

Excalibur 2-5	LSZ 28-41	Venture 48-55
Elite Windshield	Cruise Rear Bench	Cruise
Elite Windshield Port Chair	Cruise	Cruise Rear Bench
Quad Lounge Windshield	Quad Lounge	Rear Fish
Versatile Rear Bench Windshield	Quad Lounge Shift	Quad Lounge
	Entertainer	
	Rear Fish	
	Elite Windshield	
	Elite	
	Versatile Rear Bench	
	Versatile Rear Lounge	
	Versatile Rear Bench Windshield	
	Rear Lounge	
		VLS/VTX 56-59
		Quad Lounge
		Cruise
		Quad Fish
Excalibur LTD 6-9		
Cruise Rear Bench		
Elite Windshield		
Quad Lounge Windshield		
Quad Lounge		
SS		
Versatile Rear Bench Windshield		
		Gallery of Features & Options
		Features & Options 60-67
		Twin Engine Option 68
		Horse Power and Capacity Matrix..... 69
		Warranty 70
		Knock Out Features 71
		Color Options 72-73
Waketoon 10-13	Venture 85 42-47	
	Cruise	
	Cruise Rear Bench	
	Rear Fish	
	Versatile Rear Bench	
	Center Console Fish	
	Elite Windshield	
	Quad Lounge	
Catalina 14-27		
Quad Lounge		
Quad Lounge Shift		
Quad Lounge Shift Windshield		
Cruise Rear Bench		
Cruise Rear Bench Windshield		
Elite		
Versatile Rear Bench		
Versatile Rear Lounge		
Rear Fish		
Quad Lounge Windshield		
Elite Windshield		
Rear Lounge		
Entertainer		
Cruise Funship		
Entertainer Funship		

*More models may be available.
Please review line drawings for all available models.*

AVALON

Excalibur

EXCALIBUR



ELW



VRBW





CARBON FIBER


Fully Integrated
Carbon Fiber
Wall & Tower Construction



ELW



ELW



VRBW

THE EXCALIBUR, WHERE LUXURY MEETS HIGH PERFORMANCE
Beautifully Crafted & Meticulously Designed



STANDARD FEATURES & SPECIFICATIONS




EXCALIBUR



This Flagship Model Boasts a Long List of Amenities So You Can Make the Most of Your Time on the Water

The Industry's ONLY Full Carbon Fiber Constructed Walls and Tower



HELMSTAND/ELECTRONICS

- Dual Admiral III fiberglass helmstands with full windshield, Simrad ultra-wide NSX12 & NSX9 multi-function touchscreen digital dash panel, USB charging ports & light controls
- 12-Volt power point
- Premium sound package: Fusion RA-770 radio, (8) Fusion SG RGB-lighted speakers & grills, Fusion 8-channel amp, Fusion D mono block digital amp, 10" Fusion Subwoofer, USB audio input & charge
- SeaStar hydraulic tilt steering
- Michigan steering wheel
- Courtesy light on helmstand

INTERIOR

- Mariner high back reclining driver's chair with flip-up bolster & color-matched accents
- Chair adjustment slider, front, back, rotate
- 8000 Series furniture with Ultrafine touch seat vinyl & quilted accents
- Suspension seating
- Trash can built into helm arm
- Deluxe seat frame cladding with SST vents
- Lifetime aluminum seat frames with flow-through ventilation
- Seat frame floor matting
- Full teak vinyl flooring
- (2) moveable cupholders
- RGB lighted cup holders & mood lighting
- Large rectangle greywood heavy duty thermoform table with large cup holders, recessed tray & phone storage
- USB charging port
- Premium Dual Battery Management
- Battery Charger

EXTERIOR

- Carbon fiber painted walls
- CX tower with bimini top
- USCG navigation lights
- RGB exterior EGT docklights
- RGB rubrail lights
- RGB rear underwater lights
- Large Smoked Chrome Hi-Flex logos
- Heavy duty gates with logo panel
- Premium stainless telescoping ladder
- Quick-release fender holders with straps
- Full color-matched mooring cover

HULL

- Waveglider triple 27" pontoons w/high performance lifting fins, ski tow bar & aluminum waveshield
- Side keels
- 3" black rub rail with black vinyl insert
- Deck corner impact protection - black
- Tapered front deck
- Extended rear deck
- Pontoon double full risers
- (4) stainless steel pull-up cleats
- Bolted deck

FUEL

- 58 gallon remote fill center tube tank
- SST gas cap & vent



AVALON

Excalibur LTD

EXCALIBUR LTD



CRB




ELW



ELW



QLW



SS




QLW



CRB

EXCALIBUR LTD— Where Precision Meets Pure Performance



QL



RAISED
HELM



QLW



ELW



VRBW



ELW

STANDARD FEATURES & SPECIFICATIONS



HELMSTAND/ELECTRONICS

- Dual Commander III fiberglass helmstands with full windshield, Simrad NSX9 & NSX7 multi-function touchscreen digital dash panel, USB charging ports & light controls
- 12-Volt power point
- High performance sound package: Fusion RA-670 radio, (6) Fusion XS lighted speakers & grills, Fusion 6-channel amp, Fusion D mono block digital amp, 10" Fusion Subwoofer, USB audio input & charge
- SeaStar hydraulic tilt steering
- Michigan steering wheel
- Courtesy light on helmstand

HULL

- Waveglider triple 27" pontoons w/high performance lifting fins, ski tow bar & aluminum waveshield
- Side keels
- 3" black rub rail with black vinyl insert
- Deck corner impact protection - black
- Tapered front deck
- Extended rear deck
- Pontoon double full risers
- (4) stainless steel pull-up cleats
- Bolted deck

FUEL

- 58 gallon remote fill center tube tank
- SST gas cap & vent

The Excalibur LTD Boast Many of the Same Luxurious Features as Its Namesake Excalibur, But with Traditional Wall Construction



INTERIOR

- Admiral high back reclining driver's chair w/flip-up bolster & color-matched accents (where applicable, no bolster on port chair)
- Chair adjustment slider, front, back, rotate
- 6000 Series furniture with Ultrafine touch seat vinyl & quilted accents
- Suspension seating
- Trash can built into lounge arm (where possible)
- Interior composite wall panels
- Deluxe seat frame cladding with SST vents
- Lifetime aluminum seat frames with flow-through ventilation
- Seat frame floor matting
- Full Riptide vinyl flooring
- (2) moveable cupholders
- Blue lighted cup holders & mood lighting
- Large rectangle greywood heavy duty thermoform table with large cup holders, recessed tray & phone storage
- USB charging port
- Premium Dual Battery Management

2585

2785

CRB



ELW



QLW



QL



VRBW



SS



EXTERIOR

- Deco 2 external retro smooth panel walls
- EX tower with bimini top
- USCG navigation lights
- Blue exterior EGT docklights
- Blue rubrail lights
- White rear underwater lights
- Large Smoked Chrome Hi-Flex logos
- Chained aft w/ski tow bar (CRB, QL, QLW, N/A on Twins)
- Premium stainless telescoping ladder
- Quick-release fender holders with straps
- Full color-matched mooring cover
- Ski tow bar



Waketoon

WAKET00N



This Do-It-All
Watersports Boat
Provides Endless Thrills
for the Whole Family





WAKE T O O N

AVALON

WAKET00N



Water Ski,
Tube,
Wakeboard
Surf and
So Much More

STANDARD FEATURES & SPECIFICATIONS



HELMSTAND/ELECTRONICS

- Dual Commander fiberglass helmstands with full windshield, upholstered automotive-stitched trim, & touch-screen dash panel with detailed information center, USB charging ports & light controls
- (2) 12-Volt power points
- Garmin 743XSV GPS
- Premium sound package: Fusion RA-770 radio, (8) Fusion SG RGB-lighted speakers & grills, Fusion 6-channel amp, Fusion D mono block digital amp, 10" Fusion Subwoofer, USB audio input & charge
- SeaStar hydraulic tilt steering
- Superior steering wheel
- Courtesy light on helmstand

INTERIOR

- Sport High Back reclining driver's chair with flip-up bolster & color-matched accents
- 4000 Series furniture with Ultrafine touch seat vinyl & heat stamp accents
- Chair adjustment slider, front, back, rotate
- Interior composite wall panels
- Full Riptide vinyl flooring
- RGB lighted cup holders & mood lighting
- USB charging port
- Trash can built into lounge arm
- Lifetime aluminum seat frames with flow-through ventilation
- Seat frame floor matting
- (2) moveable cupholders
- Suspension seating

FUEL

- 64 gallon remote fill center tube
- SST gas cap & vent

BUILT-IN POWER

- Mercury 350HP 6.2L V-8 I/O

WATERSPORTS FEATURES

- Touchscreen automatic & manual wake controls: adjustable electric actuators to press Waveshaper fins, multiple adjustment angles for precise wave definition preferences & ability to preset mph to user specifications
- Xtreme electric sport tower with RGB tower lights, bimini top & wakeboard racks
- Ski tow bar on sundeck
- Rear view surf camera
- Integrated rear swim platform


EXTERIOR

- Deco 2 external smooth multi-panel retro two-tone walls
- USCG navigation lights
- RGB deco built-in docklights
- RGB rubrail lights
- RGB rear underwater lights
- Large Smoked Chrome Hi-Flex logos
- Gates with lift-n-lay hinges & SST EZ lift latch
- Premium stainless telescoping ladder
- Quick-release fender holders with straps
- Full color-matched mooring cover

HULL

- Patented Wakesurf triple pontoon hull with an integrated rocker & shape along with contoured wake plates to enable desirable water flow
- In-floor ski storage
- Aluminum waveshield
- 3" rub rail with black vinyl insert
- Deck corner impact protection - polished aluminum
- Tapered front deck
- Extended rear deck
- Pontoon double full risers
- (4) stainless steel pull-up cleats

Our Patented Waketoon Hull Provides a Truly Unique Ride to Accommodate Many Different Watersport Activities



WAKETOOON

2385

WT



Catalina

CATALINA

CRBW

Catalina Leads the Pack with Its Elegance and Sophistication

Honda 350 single and twin applications are no longer available. Shown for testing purposes only.



CRBW



CRBW


*Honda 350 single and twin applications are no longer available.
Shown for testing purposes only.*



VRB



QLSW





CATALINA



CRBW



VRL



WWW.AVALONPONTOONS.COM

AVALON

CATALINA



QLW



QLS

CATALINA



WWW.AVALONPONTOONS.COM

AVALON

CATALINA



CRFS



CRFS



CRFS



ENT



VRBW

AVALON

CATALINA



VRB




CATALINA



QLW



QL



RF



EL






RL






VRB



SPEED
TOP



VRB

HELMSTAND/ELECTRONICS

- Ensign III rotocast helmstand with analog dash panel
- Dual Commander III fiberglass helmstands with full windshield & analog dash panel (CRBW, ELW, QLSW, QLW)
- Tach, Volt, Fuel Gauges
- GPS speedometer
- 12-Volt power point
- Gold Plus sound package: Fusion RA-670 radio, (6) Fusion XS speakers & grills, Fusion 6-channel amp, USB audio input & charge
- Mechanical tilt steering
- BayStar hydraulic tilt steering (CRFS & ENTFS)
- SeaStar hydraulic tilt steering (CRBW, ELW, QLSW & QLW)
- Huron steering wheel
- Removeable windshield
- Courtesy light on helmstand



INTERIOR

- Commander's mid back reclining driver's chair with color-matched accents
- Admiral high back reclining driver's chair with flip-up bolster & color-matched accents (CRBW, ELW, QLSW, QLW)
- Chair adjustment slider, front, back, rotate
- 4000 Series furniture with Leon seat vinyl & heat stamp accents
- Suspension seating
- Upper deck furniture - includes backs, arms, sun pads, rear console with 2 speakers on the upper deck (CRFS, ENTFS)
- Lounge arms with storage (based on floorplans)
- Privacy station curtain & frame (N/A on CRBW, QLSW & QLW)
- Interior composite wall panels (except RF)
- Deluxe seat frame cladding
- Lifetime aluminum seat frames with flow-through ventilation
- Full Riptide vinyl flooring
- 2 moveable cupholders
- Stainless steel cup holders
- Greywood heavy duty thermoform table with large cup holders, recessed tray & phone storage (large kidney or rectangle)
- USB charging port
- Vinyl non-skid strips for entry gates
- Battery Selector Switch Manual - on/off/1/2/both (ELW, QLSW, QLW)
- Battery dual smart switch system (CRFS, ENTFS)



EXTERIOR

- Deco 3 external retro monochromatic smooth panel walls
- Heavy Duty Square Frame Bimini Frame & Top (except CRFS)
- USCG navigation lights
- LED Accent Smoked Chrome Housing Docklights
- Large Smoked Chrome Hi-Flex logos
- Gates with lift-n-lay hinges & SST EZ lift latch
- Chained aft w/ski tow bar (CRB, CRBW, QLS, QLSW, N/A on Twins)
- Premium stainless telescoping ladder

HULL

- (2) 25" diameter pontoons
- (2) 27" diameter pontoons with lifting fins (CRFS, ENTFS)
- Waveglider triple 25" pontoons w/high performance lifting fins, ski tow bar & aluminum waweshield (CRBW, ELW, QLSW & QLW)
- 3" rub rail with black vinyl insert
- Deck corner impact protection - polished aluminum
- Tapered front deck
- Extended rear deck
- Pontoon double full risers
- (4) stainless U-bolt & cleat combo
- 25" transom (CRFS, ENTFS)


FISHING

- Fishing chairs with locking seat bases
- Garmin 72SV GPS/color fishfinder/depth finder
- Rear fishing center with 2 fishing chairs, rod holders & livewell
- Tackle trays with rear sink & access door

FUEL

- 25 gallon remote fill transom tank
- 32 gallon remote fill tank under sundeck with SST gas cap & vent (CRFS only)
- 58 gallon remote fill center tube tank (CRBW, ELW, QLSW & QLW)

Elevate Every Outing
with Premium
Comfort and
Timeless Style





2385


2585

2785

2385

2585

QL



EL



QLW



VRB



QLS



VRL




QLSW



RF



CRB



CRBW



2585

2785

ELW




RL



ENT



CR FS



ENT FS



The LSZ Is Our Best Seller
for a Reason.

From Sandbars to Sunsets,
There's Nothing
This Model Can't Do





CRB

AVALON

ZS1



QLS



QLS





ENT

ZS1



A Full or Half Camper
Enclosure Can
Extend Your Season
and Protect You
from the Elements

LSZ







VRB



ELW

No Adventure
Too Big

No Adventure
Too Small



CR



VRBW



RF



VRB

LSZ



WWW.AVALONPONTOONS.COM



VRL



CRB
with Patio Pad



LSZ



HELMSTAND/ELECTRONICS

- Crew rotocast helmstand with large dash & side storage
- Dual Cadet fiberglass helmstands with full windshield & greywood dash panels (ELW, VRBW only)
- Tach, Volt, Fuel Gauges
- 12-Volt power point
- Silver Plus sound package: Fusion RA-210 radio, (6) Fusion EL speakers & grills, Fusion zone amp, USB audio input & charge
- Mechanical tilt steering
- SeaStar hydraulic tilt steering (ELW, VRBW)
- Ontario steering wheel
- Removeable windshield (except ELW, VRBW)
- Courtesy light on helmstand

INTERIOR

- Sport low back driver's chair with arms
- Chair adjustment slider, front, back, rotate
- 2000 Series furniture with Leon seat vinyl & heat stamp accents
- Suspension seating
- Lounge arms with storage (based on floorplans)
- Deluxe seat frame cladding
- Lifetime aluminum seat frames with flow-through ventilation
- Full Riptide vinyl flooring
- Stainless steel cup holders
- Greywood heavy duty thermoform table with large cup holders, recessed tray & phone storage (large kidney or rectangle)
- 20-quart insulated cooler (ELW)
- USB charging port
- Vinyl non-skid strips for entry gates
- Battery Selector Switch Manual - on/off/1/2/both (ELW, VRBW)

EXTERIOR

- Deco 4 external multi smooth panel walls
- Heavy Duty Square Frame Bimini Frame & Top
- USCG navigation lights
- Exterior nav/docklight combo
- Smoked chrome logos
- Gates with lift-n-lay hinges
- Chained aft w/ski tow bar (CRB, QLS)
- Premium stainless telescoping ladder

HULL

- (2) 25" diameter pontoons
- Sport Performance triple 25" pontoons with 4 high performance lifting fins, ski tow bar & aluminum waveshield (ELW, VRBW)

- 3" rub rail with black vinyl insert
- Deck corner impact protection - aluminum
- Tapered front deck
- Extended rear deck
- Pontoon double full risers
- (4) stainless U-bolt & cleat combo


FUEL

- 25 gallon direct fill transom tank
- 38 gallon direct fill tank in center pontoon (ELW, VRBW)

REAR FISH

- Fishing chairs with locking seat bases
- Rear fishing center with 2 fishing chairs, rod holders & livewell

No Waters
Uncharted:
The LSZ,
Built for Everyday
Adventure



CR



VRBW



CRB



QLS



1985

2185


2385

2585

CRB




CR



QL



QLS



ENT



RF



ELW



EL




VRB



VRL



VRBW



RL



ELW

LSZ



VRB

Whether It's Fishing
or Cruising,
the Venture 85
Offers the Traditional
Pontoon Features
and Design in a Variety
of Layouts

Venture 85



VENTURE 85



| WWW.AVALONPONTOONS.COM

AVALON



ELW

VENTURE 85



HELMSTAND/ELECTRONICS

- Cadet II Rotocast Helmstand (except ELW)
- Dual Cadet Rotocast helmstands with twin windscreens(ELW)
- Tach, Volt, Fuel Gauges
- 12-Volt power point
- Bronze sound package: Fusion RA-60 radio, (4) Fusion EL speakers & grills
- Mechanical tilt steering (except CCF)
- SeaStar hydraulic tilt steering (CCF)
- Erie steering wheel
- Removeable windshield (except ELW)
- Courtesy light on helmstand

INTERIOR

- Sport low back driver's chair
- Chair adjustment slider, front, back, rotate
- 1500 Series furniture with Leon seat vinyl & heat stamp accents
- Suspension seating
- Lounge arms with storage (based on floorplans)
- Small built-in trash can (where possible)
- Color-matched seat frame cladding
- Lifetime aluminum seat frames with flow-through ventilation
- Full Riptide vinyl flooring
- Stainless steel cup holders
- USB charging port
- Vinyl non-skid strips for entry gates
- Battery Selector Switch Manual - on/off/1/2/both (CCF)

EXTERIOR

- .040 Heritage external smooth panel walls
- Heavy Duty Square Frame Bimini Frame & Top
- USCG navigation lights
- Smoked chrome logos
- Gates with lift-n-lay hinges
- Aluminum ladder (except CCF, RF)
- Premium stainless telescoping ladder (CCF, RF)

HULL

- (2) 25" diameter pontoons
- Sport Performance triple 25" pontoons with 4 high performance lifting fins, ski tow bar & aluminum waveshield (CCF)
- 3" rub rail with black vinyl insert
- Deck corner impact protection - aluminum
- Tapered front deck
- Extended rear deck (CCF, RF)
- Pontoon double full risers
- (4) stainless U-bolt & cleat combo

FUEL

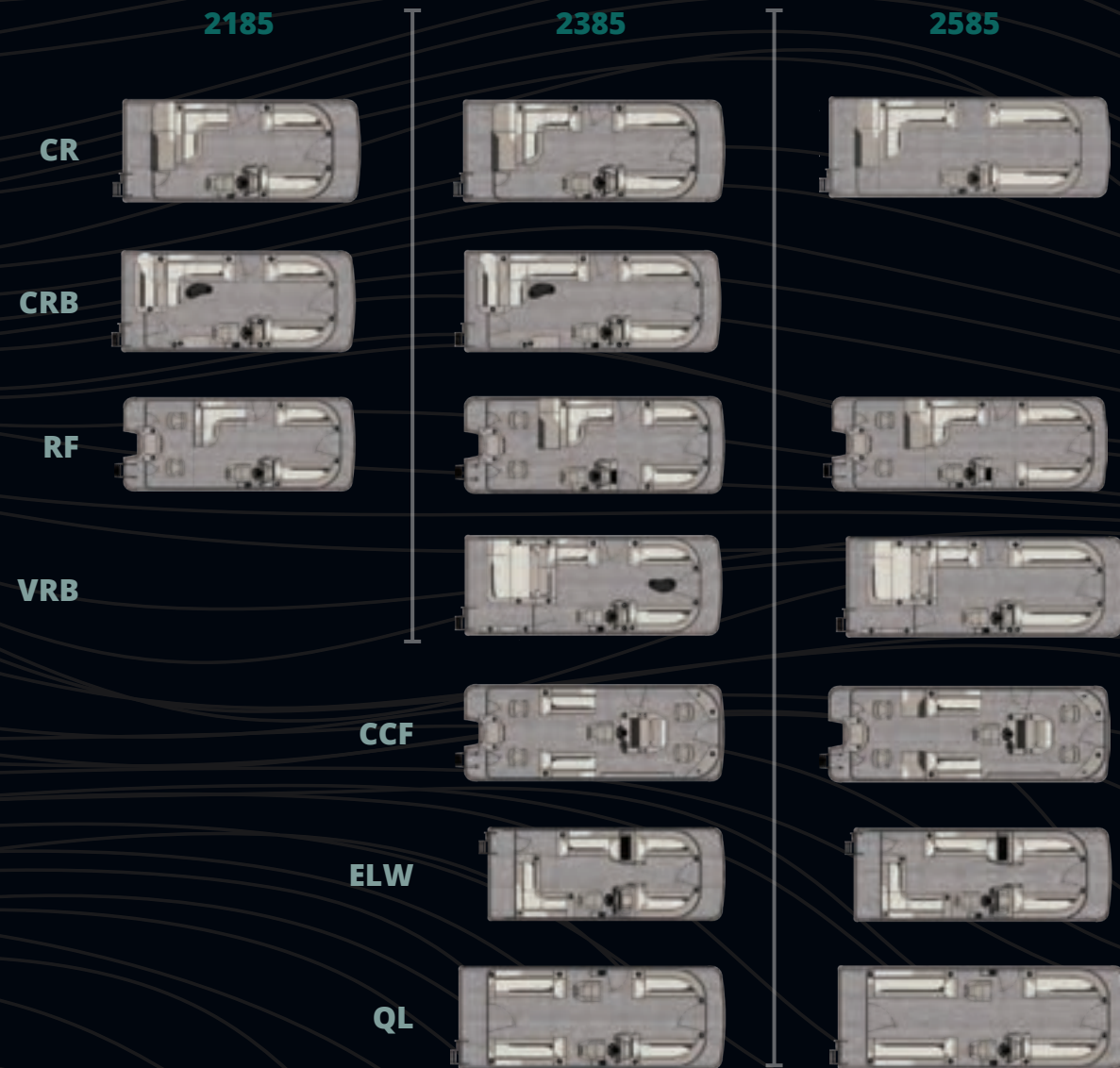
- 25 gallon direct fill transom tank
- 38 gallon direct fill tank in center pontoon (CCF)

FISHING

- Fishing chairs with locking seat bases
- Garmin 52CV color fishfinder/depth finder (CCF)
- Rear fishing center with rod holders & livewell (CCF, RF)
- Rod box (CCF)
- Tackle trays with rear sink & access door (CCF)



CR



Essential Style
and Timeless
Tradition -
the Venture 85



VENTURE 85





QL



This Compact Model in 7.5' and 8' Wide, Is Easy to Trailer and Easy to Operate



QL

Venture



CR

VENTURE





CRB



QL



CRB



RF





QL





QL



QL



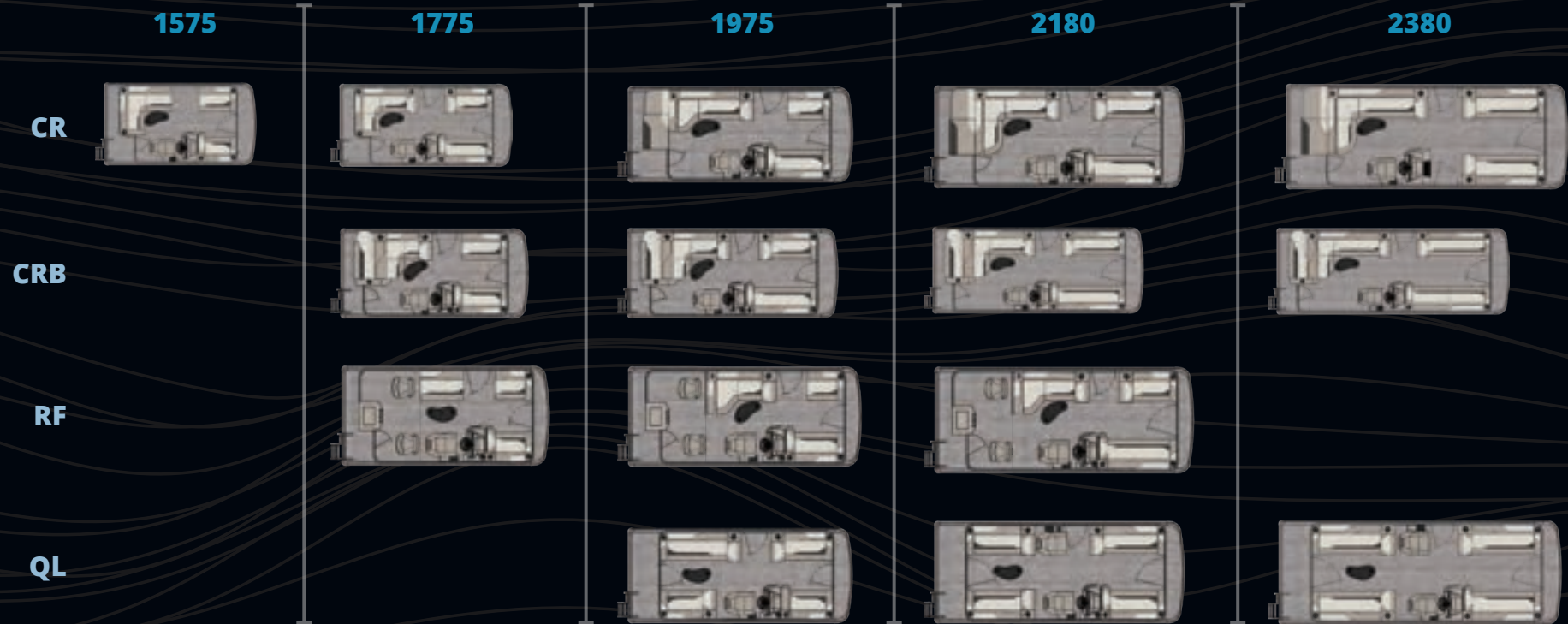


SMALL IN SIZE, BIG ON CHARM:
the Avalon Venture Series



RF

STANDARD FEATURES & SPECIFICATIONS



HELMSTAND/ELECTRONICS

- Cadet II Roto Helmstand
- Tach, Volt, Fuel Gauges
- 12-Volt power point
- Bronze sound package: Fusion RA-60 radio, (4) Fusion EL speakers & grills
- Mechanical tilt steering
- Erie steering wheel
- Removeable windshield (except ELW)
- Courtesy light on helmstand

INTERIOR

- Sport low back driver's chair
- Chair adjustment slider, front, back, rotate
- 1500 Series furniture with Leon seat vinyl & heat stamp accents
- Suspension seating
- Lounge arms with storage (based on floorplans)

- Small built-in trash can (where possible)
- Color-matched seat frame cladding
- Lifetime aluminum seat frames with flow-through ventilation
- Full Riptide vinyl flooring
- Stainless steel cup holders
- Greywood small kidney thermoform table
- USB charging port
- Vinyl non-skid strips for entry gates

EXTERIOR

- .040 Heritage external smooth wall panels
- Heavy Duty Square Frame Bimini Frame & Top
- USCG navigation lights
- Smoked chrome logos
- Gates with lift-n-lay hinges
- Aluminum ladder

HULL

- (2) 23" diameter pontoons
- 3" rub rail with black vinyl insert
- Deck corner impact protection – aluminum
- Tapered front deck
- Pontoon double full risers
- (4) stainless U-bolt & cleat combo


FUEL

- 15 gallon direct fill transom tank (15', 17' & 19')
- 25 gallon direct fill transom tank (21', 23')

FISHING

- Rear fishing center with rod holders & livewell
- (2) fishing chairs with locking seat bases

Classic Heritage,
Modern Compact:
Discover the
Venture Series



VLS/VTX



VTX QF



VLS QL

Our Entry Level
Promo Series Models
Provide You with
All the Things
You Need and None
of the Things
You Don't, to Begin
Your Journey
on the Water



VLS QL

VLS / VTX



| WWW.AVALONPONTOONS.COM



VTX CR



VTX QF



VLS QL



VLS

QL

1980



2180



2380



VTX

CR

1780



1980



QF



HELMSTAND/ELECTRONICS

- Cadet II Rotocast Helmstand
- Tach, Volt, Fuel Gauges
- 12-Volt power point
- Bronze sound package: Fusion RA-60 radio, (4) Fusion EL speakers & grills
- Mechanical tilt steering
- Black soft-grip steering wheel
- Removeable windshield
- Courtesy light on helmstand

INTERIOR

- Sport low back driver's chair
- Chair adjustment slider, front, back, rotate
- 1000 Series furniture with Leon seat vinyl & heat stamp accents
- Suspension seating
- Lounge arms with storage (based on floorplans)
- Small built-in trash can (where possible)
- Color-matched seat frame cladding
- Lifetime aluminum seat frames with flow-through ventilation
- Full Riptide vinyl flooring
- Stainless steel cup holders
- Greywood small kidney thermoform table
- USB charging port
- Vinyl non-skid strips for entry gates

EXTERIOR

- .040 Heritage external smooth panel walls
- Heavy Duty Square Frame Bimini Frame & Top
- USCG navigation lights
- Smoked chrome logos
- Gates with lift-n-lay hinges
- Aluminum ladder
- Playpen cover

HULL

- (2) 25" diameter pontoons
- 3" rub rail with black vinyl insert
- Deck corner impact protection - aluminum
- Tapered front deck
- Pontoon double full risers
- (4) stainless U-bolt & cleat combo

FUEL

- 25 gallon direct fill transom tank


QUAD FISH (VTX)

- Rear fishing center with rod holders & livewell
- (4) fishing chairs with locking seat bases




VLS QL

VLS



VTX










			WAKETOON	EXCALIBUR	EXCALIBUR LTD	CATALINA	LSZ	VENTURE 85	VENTURE	VLS	VTX
HELMSTANDS	Admiral III -Touchscreen	H1	—	S	—	—	—	—	—	—	—
	Commander III - Analog	H2	—	—	—	W	—	—	—	—	—
	Commander III - Touchscreen	H2.1	—	—	S	O	—	—	—	—	—
	Commander - Viper III Medallion Touchscreen	H2.2	S	—	—	—	—	—	—	—	—
	Raised Platform for Commander	H3	—	—	SF	O*	—	—	—	—	—
	Ensign III - Analog	H4	—	—	—	S	—	—	—	—	—
	Ensign III - Touchscreen	H4.1	—	—	—	O	—	—	—	—	—
	Crew - Analog	H5	—	—	—	—	S	—	—	—	—
	Crew - Touchscreen	H5.1	—	—	—	—	O	—	—	—	—
	Cadet - Windshield Fiberglass	H6	—	—	—	—	W	—	—	—	—
	Cadet - Windshield Roto	H7	—	—	—	—	—	W	—	—	—
	Cadet II - Roto	H9	—	—	—	—	—	S	S	S	S
	Center Console	H11	—	—	—	—	—	CF	—	—	—
	Simrad Ultra-wide NSX12 & NSX9 Multi-function touchscreen display with Czone controls	E13	—	S	O	O	—	—	—	—	—
	Simrad Dual NSX9 Multi-function touchscreen display with Czone controls	E14	—	—	O	O	—	—	—	—	—
	Simrad NSX9 & NXS7 Multi-function touchscreen display with Czone controls	E15	—	—	S	O	—	—	—	—	—
	Simrad NSX9 Multi-function touchscreen display with Czone controls	E16	—	—	—	O	—	—	—	—	—
	Simrad Dual NSX7 Multi-function touchscreen display with Czone controls	E17	—	—	—	—	O	—	—	—	—
Simrad NSX7 Multi-function touchscreen display with Czone controls	E18	—	—	—	—	O	—	—	—	—	
STEERING	Superior Steering Wheel	S1	S	O	O	O	O	O	O	—	—
	Michigan Steering Wheel	S2	—	S	S	O	O	O	O	—	—
	Huron Steering Wheel	S3	—	—	—	S	O	O	O	—	—
	Ontario Steering Wheel	S4	—	—	—	—	S	O	O	—	—
	Erie Steering Wheel	S5	—	—	—	—	—	S	S	—	—
	Black Soft Grip Steering Wheel	S6	—	—	—	—	—	—	—	S	S
	Seastar Hydraulic	S9	S	S	S	O,W	O,W	O,CF	O	—	—
	Baystar Hydraulic	S10	—	—	—	FS	O	O	O	O	O
CHAIRS	Mariner Recliner with Flip Up Bolster	C1	—	S	—	—	—	—	—	—	—
	Admiral Recliner with Flip Up Bolster	C2	—	—	O	O	O	O	O	—	—
	Admiral Recliner	C3	—	—	S	O	O	O	O	—	—
	Sport High Back Recliner with Flip Up Bolste	C4	S	—	—	O	O	O	O	—	—
	Sport High Back Recliner with Arms	C5	—	—	—	O	O	O	O	—	—
	Commander Mid Back Recliner	C6	—	—	—	S	O	O	O	O	O
	Sport Low Back with Arms	C7	—	—	—	—	S	O	O	—	—
	Sport Low back	C8	—	—	—	—	—	S	S	S	S
	Fishing	C9	—	—	—	F	F	F	F	—	F

S = Standard
 O = Option
 O* = Optional Depending on Floor Plan

• = Not Available
 W = Standard on Windshield Model

CF =Center Console Fish Only
 F = Standard on Fish Models Only

SF =Standard Depending on Floorplan
 FS = Standard on Funship Models







			WAKETOON	EXCALIBUR	EXCALIBUR LTD	CATALINA	LSZ	VENTURE 85	VENTURE	VLS	VTX
TABLES	Large Heavy Duty Curved Greywood Table	F24	—	O	O	SF	SF	O	O	—	—
	Large Heavy Duty Rectangle Greywood Table	F25	—	S	S	SF	SF	O	O	—	—
	Small Greywood Curved Table	F26	—	—	—	—	—	S	S	S	S
FURNISHINGS	8000 Series <i>(not pictured)</i>	F4	—	S	—	—	—	—	—	—	—
	6000 Series Ultrafine with Quilting	F4.1	—	—	S	—	—	—	—	—	—
	4000 Series Ultrafine with Quilting <i>(not pictured)</i>	F4.2	—	—	—	O	—	—	—	—	—
	4000 Series with Heat Stamp	F4.3	S	—	—	S	O	—	—	—	—
	2000 Series	F4.4	—	—	—	—	S	O	O	—	—
	1500 Series	F4.5	—	—	—	—	—	S	S	—	—
	1000 Series <i>(not pictured)</i>	F4.6	—	—	—	—	—	—	—	S	S
LIGHTING	RGB Interior & Exterior Light Package	L1	S	S	O	O	O	O	O	—	—
	Blue Ice Interior Light Package	L2	—	—	S	O	O	O	O	—	—
	Blue Under Rubrail Lights	L5	—	—	S	O	O	O	O	—	—
	Rear Underwater Lights	L6	S	S	S	O	O	O	O	—	—
	EGT Docklights	L8	—	S	S	—	—	—	—	—	—
	Deco Built In Docklights	L9	S	—	—	O	—	—	—	—	—
	LED Accent Built In Smoked Chrome Docklights	L10	—	—	—	S	O	O	—	—	—
	Smoked Chrome 90° Built In Docklights	L11	—	—	—	—	—	—	O	—	O
	Chrome Wall Mount Nav/Dock Light	L14	—	—	—	—	S	O	—	O	—
TOPS	Bimini Top - Electric (Rear Only)	B7	—	—	—	OXF	O	O	—	—	—
	Bimini Top - Blackout 1-1/4" Square Anodized Frame	B8	—	—	—	OXF	O	O	O	—	—
	Bimini Top - 1-1/4" Square Anodized Frame	B8.1	—	—	—	SXF	S	S	S	S	S
	Bow Mount Bimini Top (Matches Rear Frame)	B8.2	—	—	—	O	O	O*	O*	—	—
	Bimini Top for Funship Roof	B8.3	—	—	—	OFS	—	—	—	—	—
	Speed top to replace regular bimini canvas	B10	—	—	—	O	O	O	O	—	—
	Deco Uprights for Funship Roof	B11	—	—	—	OFS	—	—	—	—	—
ENTERTAINMENT	Booth Bar w/Flip Back Seats, Cooler, Phone Chargers & Trash Can	F17	—	—	—	O*	—	—	—	—	—
	Bar with Stools, Cooler, Phone Chargers, Trash Can	F17.1	—	—	—	SE	—	—	—	—	—
	Oversize Stationary Table	F17.2	—	—	—	—	SE	—	—	—	—
	Port Rear Fiberglass Prep Center w/Storage Door & Sink	F17.3	—	—	ELW	ELW	—	—	—	—	—
	Port Rear Prep Center w/Built In Cooler & Sink	F17.4	—	—	—	—	ELW	—	—	—	—
	Wash Down Kit	F23	—	O	O	O	O	O	O	—	—
FINISH OPTIONS	VRB Rear Chain Across Entry	W5	—	—	—	O*	O*	—	—	—	—
	Composite Interior Wall Covers	W8	S	S	S	SEF	—	—	—	—	—
	Blackout Package Walls, Rubrail, Corners, & Top Frame	P8	O	S	S	O	O	O	O	—	—

S = Standard
O = Option
SXF = Standard Except Funship

— = Not Available
SEF = Standard Except on Fish

OXF = Option Except Funship
OFS = Option on Funship
SE = Standard on Entertainer

O* = Option Depending on Floorplan
ELW = Elite Windshield





		WAKETOON	EXCALIBUR	EXCALIBUR LTD	CATALINA	LSZ	VENTURE 85	VENTURE	VLS	VTX	
FURNISHING FEATURES	Moveable Cup Holder - SST Cups	F5	S	S	S	S	O	O	O	—	—
	Bow Filler Bench	F6	—	O	O	O	O	—	—	—	—
	Ottoman Cooler	F7	—	O	O	O	O	O	O	—	—
	Floor Matting Under Bench	F9	S	S	S	O	O	O	O	—	—
	Deco Seat Cladding - BRUSHED BRONZE	F10	S	S	S	S	S	O	O	—	—
	Deco Seat Cladding - CHARCOAL	F10.1	O	O	O	O	O	O	O	—	—
	SILVER Color-matched Seat Cladding	F10.2	—	—	—	—	—	O	O	O	O
	CREAM WHITE Color-matched Seat Cladding	F10.3	—	—	—	—	—	S	S	S	S
	BUCKSKIN Color-matched Seat Cladding	F10.4	—	—	—	—	—	O	O	O	O
	SST Vent Covers for Seat Cladding	F11	S	S	S	O	O	O	O	—	—
	Privacy Curtain & Frame (Location Varies)	F12	—	—	SF	SF	O*	O*	O*	O*	O*
	Trash Can Built in	F14	S	S	S	O*	O*	O*	SF	—	—
	Dual-flip port aft bench on QLS	F18	—	—	—	O*	O*	—	—	—	—
	Dinette option in place of star bow bench (27' EXC/GRT only)	F19	—	O*	—	—	—	—	—	—	—
	Lockable Seat Storage	F21	—	S	S	O	O	O	O	—	—
2 Fender Cradles in Seat Frame	F22	—	S	S	O	O	O	O	V	V	
AUDIO & ELECTRONICS	PREMIUM Sound Package: Fusion RA-770 Radio, (6) 6.5" SG, 8-Channel Amp, Fusion D Mono Block Digital Amp, 10" Subwoofer, USB Audio Input and Charge	E1	S	S	O	O	O	—	—	—	—
	PREMIUM XL Sound Package: Fusion RA-770 Radio, (6) 7.7" SG Lighted Speakers, (2) 6.5" SG Lighted Speakers in tower, 8-Channel Amp, Fusion D Mono Block Digital Amp, 10" Subwoofer, USB Audio Input and Charge	E2	O	—	O	—	—	—	—	—	—
	Tower Canister speakers for Premium Sound System - Black	E3	O	O	O	O	O	—	—	—	—
	Tower Canister speakers for Premium Sound System - White	E3.1	O	O	O	O	O	—	—	—	—
	High Performance Sound Package: Fusion RA-670 receiver, (6) blue lighted XS speakers, 6-channel amp, 10" subwoofer & USB audio input and charge	E4	—	—	S	O	O	—	—	—	—
	High Performance Tower Canister Speakers for High Performance Sound System	E5	—	—	O	O	O	—	—	—	—
	Gold Plus sound Package: Fusion RA-670 Radio, (6) Fusion XS LED Lighted blue Speakers & Grills, Fusion 6-Channel Amp, USB Audio Input and Charge	E6	—	—	—	S	—	—	—	—	—
	Silver Plus Sound Package: Fusion RA-210 Radio, (6) EL Speakers & Grills, Fusion Zone Amp, USB Audio Input and Charge	E7	—	—	—	—	S	—	—	—	—
	Bronze Sound Package: Fusion RA-60 Radio, (4) Fusion EL Speakers, (4) Fusion EL Speaker Grills	E9	—	—	—	—	—	S	S	S	S
	Wireless Remote	E11	O	O	O	O	O	O	O	—	—
	USB/AUX Combined Input	E12	S	S	S	S	S	—	—	—	—
	Garmin 743XSV GPS	E19	S	—	—	—	—	—	—	—	—
	Garmin 72SV GPS	E20	—	—	—	F	O	O	O	—	—
	Garmin 52CV Fish/Depth	E21	—	—	—	—	O	O	O	O	O
	Veethree Depth Gauge	E22	—	—	—	O	O	O	O	—	—
Dual USB charging port on dash	E23	S	S	S	S	O	O	O	—	—	
USB charging Ports (Located in Furniture)	E23.1	S	S	S	S	S	S	S	S	S	

S = Standard
O = Option

— = Not Available
F = Standard on Fish Models Only

SF = Standard Depending on Floorplan
O* = Option Depending on Floorplan





			WAKETOON	EXCALIBUR	EXCALIBUR LTD	CATALINA	LSZ	VENTURE 85	VENTURE	VLS	VTX
PERFORMANCE PACKAGES	27" Waveglider Package	T1	—	S	S	O	O	O	—	—	—
	25" Waveglider Package	T1	—	—	—	O,W	O	O	O*	—	—
	25" Sport Performance Pontoon Package	T3	—	—	—	O	O,W	O,CF	O*	—	—
	In Floor Ski Storage	T7	S	O	O	O	O	O	O*	—	—
	HPP Lifting Fins	T8	S	S	S	W,FS,O	O,W	—	—	—	—
	Side Protector Keel	T10	—	S	S	O	O	O	O	—	—
	Solid Bottom Keels	T14	O	O	O	O	O	O	O	—	—
WATER SPORTS	CX TOWER - Power Hinged	B1	—	S	—	—	—	—	—	—	—
	EXTREME TOWER - Power hinged	B3	S	—	—	—	—	—	—	—	—
	EXTREME TOWER - Wakeboard Racks	B3.1	S	—	—	—	—	—	—	—	—
	EX TOWER - Power Hinged	B4	—	—	S	O*	—	—	—	—	—
	DECO SPORT TOWER - 2.5" Round Frame - Hinged Collapsible	B5	—	—	—	O*	O*	O*	—	—	—
FISHING	Livewell Under Bench	M1	—	—	O*	O*	O*	O*	O*	—	—
	Baitwell Under Bench	M2	—	—	O*	O*	O*	O*	O*	—	—
	Extra Large Livewell/Baitwell Combo	M3	—	—	—	OF	OF	OF	—	—	—
	Rod Box	M4	—	—	—	OF	OF	CF, OF	—	—	—
	Helmstand Livewell	M5	—	—	—	—	—	—	—	—	QF
	Large Rear Fishing Center w/Livewell	M6	—	—	—	F	F	F	—	—	—
	Small Rear Fishing Center w/Livewell	M7	—	—	—	—	—	—	SF	—	QF
	Built In Tackle Trays	M8	—	—	—	F*	—	CF	—	—	—
	Sink w/External Water Supply	M9	—	—	—	F*	—	CF	—	—	—
CANVAS	Full Camper Enclosure	B12	—	—	—	O	O	O	—	—	—
	Half Camper Enclosure	B13	—	—	—	O	O	O	—	—	—
	Seat Covers	B14	O	O	O	O	O	O	O	—	—
	Full Mooring Cover	B15	S	S	S	O	O	O	—	—	—
	Funship Upper Deck Mooring Cover	B16	—	—	—	OFS	—	—	—	—	—
	Playpen Cover	B17	—	—	—	—	—	—	O	S	S
MISCELLANEOUS	Pull Up SST Cleats	D1	S	S	S	O	O	O	O	—	—
	Fish-N-Cruise (FNC) Option - add 2' Bow Deck Extension with 2 bow fish chairs	D5	—	—	—	—	—	—	O*	—	—
	Extended Rear Patio Pad	D6	—	O*	O*	O*	O*	O*	O*	—	—
	Diving Board Lillipad	D11	—	O	O	O	O	O	O	—	—
	Easy Step Ladder	D12	—	O	O	O	O	—	—	—	—
	Premium Widestep SST Ladder	D13	S	S	S	S	S	SF	—	—	—
	Ladder Aluminum Anodized 4 Step	D13.2	—	—	—	—	—	SF	S	S	S
	Ski Tow Bar Universal	D17	S	S	S	O,W	O	O	O	O	O

S = Standard
 SF = Standard Depending on Floorplan
 QF = Quad Fish
 O = Option

F = Standard on Fish Models Only
 F* = standard on fish, depending on length
 O* = Option Depending on Floorplan
 — = Not Available

OF = Option on Fish Models Only
 CRBF = Standard on CRBF Only
 CF = Center Console Fish Only
 OFS = Option on Funship Only

BF = Standard on BF Only
 # = Standard Equipment on Triple Pontoon Models
 W = Standard on Windshield Models
 FS = Standard on Funship Model



AVALON



AMAZING SPEED • THE SMOOTHEST RIDE • TWIN ENGINE DEPENDABILITY



25" SPORT PERFORMANCE PACKAGE

Recommended for those desiring an economical 150HP - 200 HP equipped boat with very good weight and wave handling as well as excellent performance. Includes integrated motor pod, 38-gallon transom direct fill fuel tank, 4 lifting fins, wave shield, ski tow bar and SeaStar hydraulic steering. MAXIMUM HP RATING IS 250 HP.



TWIN ENGINE PACKAGE

Available on:

- Excalibur & Excalibur LTD - All floor plans
- Catalina 2585 & 2785 CRB, CRBW, EL, ELW, ENT, QL, QLW, QLS, QLSW, RL, VRB & VRL (Requires 27" Waveglider)

Includes:

- Twin Motor Mounts with Dual Pre Rig Controls
- Center Tube Step with Built in Ladder
- 4 Waveglider Lifting Fins for Maximum Twin Engine Turning
- 100 gallon fuel tank
- 5 Year Structural Warranty
- Rough Water Package



25" OR 27" WAVEGLIDER PACKAGE

This ultimate performance package allows you to achieve higher horsepower, and unrivaled performance. Recommend for those desiring maximum wave handling, speed and performance. Includes integrated motor pod, 58-gallon built-in fuel tank, 6 lifting fins, wave shield, ski tow bar and SeaStar hydraulic steering.

BOATS SHOWN MAY SHOW OPTIONAL EQUIPMENT

AVALON

2025 CAPACITY RATINGS

BOAT LENGTH	TUBE LENGTH	TUBE DIAMETER	PONTOONS/ PERFORMANCE PACKAGE	DRY WEIGHT	MAX WEIGHT CAPACITY	MAX PERSONS POUNDS	MAX NUMBER PERSONS	MAX ENGINE HP
15'	14'	23"	Two Pontoons	1150	1170	800	5	40
		25"	Two Pontoons	1250	1325	870	6	45
		25"	Sport Performance Tritoon	1250	1600	1040	7	60
17'	16'	23"	Two Pontoons	1350	1350	950	6	50
		25"	Two Pontoons	1425	1580	1050	7	60
		25"	Sport Performance Tritoon	1700	1860	1300	9	90
19'	18'	23"	Two Pontoons	1600	1575	1050	7	75
		25"	Two Pontoons	1650	1835	1475	10	90
		25"	Sport Performance Tritoon	1950	2100	1440	10	115
		27"	Waveglider Tritoon	1950	2100	1440	10	115
21'	20'	23"	Two Pontoons	1800	1845	1120	9	90
		25"	Two Pontoons	1850	2035	1300	10	115
		25"	Sport Performance Tritoon	2750	2240	1710	12	175
		25"	Waveglider Tritoon	2750	2240	1710	12	175
		27"	Two Pontoons	2000	2615	1870	12	125
		27"	Waveglider Tritoon	2400	2700	2020	14	175
23'	22'	23"	Two Pontoons	2000	2000	1450	10	100
		25"	Two Pontoons	2150	2150	1540	11	140
		25"	Sport Performance Tritoon	2900	2560	1600	12	250
		25"	Waveglider Tritoon	2900	2560	1600	12	250
		27"	Two Pontoons	2200	2150	1900	13	150
		27"	Waveglider Tritoon	3050	2980	1890	13	300
25'	24'	25"	Two Pontoons	2450	2430	1770	13	140
		25"	Sport Performance Tritoon	3000	2880	2060	14	250
		25"	Waveglider Tritoon	3100	2825	2015	14	300
		27"	Two Pontoons	2500	2800	2130	15	175
		27"	EXC/GRT Tritoon	4200	3075	2060	14	400
		27"	Waveglider Tritoon	3200	3270	2460	17	400
27'	26'	25"	Two Pontoons	2650	2675	2015	14	150
		25"	Sport Performance Tritoon	3300	3120	2310	16	250
		25"	Waveglider Tritoon	3300	3120	2310	16	300
		27"	Two Pontoons	2650	3095	2335	17	200
		27"	EXC/GRT Tritoon	4500	3160	2345	16	500
		27"	Waveglider Tritoon	3400	3575	2760	19	500
FUNSHIPS								
25'	24'	27"	Two Pontoons	3300	2590	1830	12	150
		27"	Waveglider Tritoon	4200	3070	2000	14	250
27'	26'	27"	Waveglider Tritoon	4800	3300	2290	17	250
TWIN MOTOR UPGRADE								
23'	22'	27"	Tritoon Twin Motor	3725	2810	1130	8	400
25'	24'	27"	Tritoon Twin Motor	4620	2965	1130	9	800*
27'	26'	27"	Tritoon Twin Motor	4800	3615	1580	10	1,000*
*RL/VRB/VRL TWINS ARE LIMITED TO 600HP FOR 25' AND 700HP FOR 27'								
WAKETOON								
23'	22'	N/A	Waketoon	3500	2870	1470	11	350

2025 BOAT LENGTHS

BOATS WITHOUT EXTENDED DECK includes V85 (all except CCF/RF), Venture, VLS, VTX			
LENGTH CLASS	Deck Length	Qty of Pontoons	Boat Length Overall
15	14'	2	15' 5"
		3	16' 6"
17	16'	2	17' 5"
		3	18' 6"
19	18'	2	19' 5"
		3	20' 6"
21	20'	2	21' 5"
		3	22' 6"
23	22'	2	23' 5"
		3	24' 6"
25	24'	2	25' 5"
		3	26' 6"
BOATS WITH EXTENDED DECK includes Excalibur, Excalibur LTD, Catalina, LSZ, V85 (CCF/RF only)			
19	19' 3"	2	19' 5"
		3	20' 6"
21	21' 3"	2	21' 5"
		3	22' 6"
23	23' 3"	2	23' 5"
		3	24' 6"
25	25' 3"	2	25' 5"
		3	26' 6"
27	27' 3"	2	27' 5"
		3	28' 6"
TWIN MOTOR UPGRADE			
23	23' 2"	3	24' 6"
25	25' 2"	3	26' 6"
27	27' 2"	3	28' 6"
WAKETOON			
23	23' 9"	3	23' 9"

2025 BOAT WIDTHS

BOAT WIDTH	BOAT MODELS
7.5'	15', 17', 19' Venture
8'	15', 17' 19' Venture with width upgrade, 21', 23' Venture, VLS, VTX
8.5'	Excalibur, Excalibur LTD, Catalina, LSZ, V85





LIFETIME LIMITED*
TRANSFERABLE STRUCTURAL WARRANTY

For non-commercial use, single engine equipped boats

**LIFETIME WARRANTY INCLUDES: Pontoons, crossbeams,
seat frames, motor mounts, wood decking, and rail structure**

10 Year Limited* Transferable bow to stern warranty

** Warranty applies to 2025 model boats.
See dealer for full warranty information including limitations and exclusions.*

HERE'S WHY AVALON IS THE RIGHT CHOICE



Full Width Hat Channel Construction



Full Length Double Full Riser

Heavy Duty Nose Cone



Available Side Keels



Decorative Composite Seat Base Covers



Built-In Docklights & Covered Nose Cones



Protective Deck Corners



Entire Color Pallet Available on All Main Line Models




Aluminum Seat Frames & Flow Through Ventilation




Heavy Duty .040 External Walls Skins




FLOORING




Natural Teak




Driftwood




Luna Sand




Riptide Dune




Taupe




Slate Teak




Silverwood




Boardwalk



Luna Pearl



Riptide Shadow



Gray

WALL COLORS (ALL MODELS)



Steel Blue



Blue



Caribbean Blue



Black



Matte Black



Matte Charcoal



Silver Metallic



Sage Metallic




Bronze



Champagne



Cream White



White Flake Metallic




Matte White



Red


PRIMARY VINYL



Graphite



Silver



Buckskin



Bright White



Cream White



Cognac

ULTRAFINE PRIMARY VINYL



*Koolfab Ultrafine
Graphite*



Ultrafine Silver




Ultrafine Buckskin



Ultrafine Bright White




Ultrafine Cream White




*Koolfab Ultrafine
Cognac*

ACCENT VINYL



Champagne




Espresso



Koolfab Charcoal



Koolfab Black




Red



Indigo



Caribbean Blue



Sage

AVALON

Adventure

Avalon is the only manufacturer who truly puts their products to the ultimate test! The Atlantic Ocean, the Pacific Ocean, the Gulf of Mexico, the Caribbean Sea, Lake Superior, Lake Michigan, the Mississippi... need we say more?



Baltimore to Key West
- 2004

Key West to the Dry Tortugas
- 2009

Los Angeles to Catalina Island
to San Diego - 2014

Tampa to Cuba - 2017



Retracing the final voyage of the Edmund Fitzgerald on Lake Superior - 2018



450 Miles, 24 Hours, 1 Avalon.



A strange occurrence in the
Bermuda Triangle.

Chicago to Mackinac Island - 2005

Ft. Lauderdale to
Bimini Bahamas - 2006

Enjoy the details of all these
great adventures at
www.avalonpontoon.com

NMMA[®] CERTIFIED ✓

using **ABYC[®]** standards

The NMMA-Certified label on an Avalon pontoon boat lets you know it was built to meet, and often exceed, the industry's strictest quality and safety standards for critical components, such as electrical systems, powering, flotation, fuel systems, and navigation lights. Certified boats must also pass rigorous annual inspections from independent third-party inspectors. According to U.S. Coast Guard statistics, NMMA-Certified boats have been shown to be safer than non-certified boats.




A proud supporter of the
Travis Mills Foundation
foundation@travismills.org
"Never give up. Never quit."



www.facebook.com/AvalonPontoons
www.instagram.com/AvalonPontoons

PURE MICHIGAN[®]

OFFICIAL AVALON MERCHANDISE
www.attoonshop.com



Avalon's superior innovation and customer satisfaction is recognized by the two-time Marine Industry Innovation Award and NMMA CSI AWARD every year since 2008!

Dimensions, capacities, ratings, and additional specifications plus complete warranty and service information are available from your Avalon dealer. Product illustrations and data within this catalog are based upon information available at the time of publication. Avalon reserves the right to make changes without notice or obligation. Ask your local Avalon dealer for the most current product specifications prior to purchase. Some of the equipment shown separately or on products illustrated in this catalog may be optional at extra cost. All Avalon boats meet or exceed the standards established by the ABYC and USCG flotation, fuel systems, ventilation, electrical, and safety.

The logo for Avalon, featuring the word "AVALON" in a bold, white, sans-serif font. The letters are closely spaced and have a modern, clean appearance. The background of the entire page is dark blue with a subtle, wavy pattern of thin, light blue lines. There are two large, semi-circular shapes in the corners: a white one in the bottom-left and a teal one in the top-right, both with a dark teal border.

903 Michigan Avenue, Alma, Michigan 48801
Toll Free: 800.334.2913 | 989.463.2112 | Fax: 989.463.8226
www.avalonpontoon.com